

## **Тема: «Christmas in Britain»**

### **Цель урока:**

формирование коммуникативных навыков, активизация лексики по теме “Праздники” с помощью мультимедийных технологий, систематизация и закрепление изученного материала, отработка навыков монологической речи, аудирования и чтения.

### **Задачи урока:**

#### **I. Образовательные:**

- познакомить учащихся с некоторыми традициями и обычаями празднования Рождества в Великобритании и России;
- активизировать употребление лексики в речи;
- учить понимать на слух;
- учить учащихся логическому построению устного высказывания на английском языке;
- формировать коммуникативно-информационную компетентность;
- формировать у учащихся навыки написания открыток на английском языке с опорой на ранее введенные знания;
- формировать функциональную (читательскую) грамотность;
- формировать у учащихся умения эстетически оформлять открытку;
- учить учащихся поздравлять друг друга с рождеством.

#### **II. Развивающие:**

- развивать творческую фантазию, познавательный интерес, инициативу в осуществлении иноязычной речевой деятельности;
- развивать языковую догадку учащихся, наблюдательность;
- способствовать развитию мышления, внимания, памяти, творческих способностей механизма репродукции при обучении говорению.

#### **III. Воспитательные:**

- воспитывать у учащихся чувство прекрасного;
- способствовать расширению кругозора и познавательного интереса учащихся к иноязычной культуре и традициям других народов.

### **Ход урока.**

#### **I. Организационный момент. (Видео)**

Good morning! I'm glad to see you! Let's start our lesson! First of all I suggest you to listen to one song and guess what holiday is this song about?

#### **II Основная часть.**

##### **1. Речевая зарядка.**

Answer my questions. **What is your favourite holiday? When is Christmas in Russia? When is Christmas in Britain? What are the symbols of Christmas?** So we have Christmas tree. We should decorate it with Christmas toys. One task – one toy.

##### **2. Фонетическая зарядка.**

T: Let's review our words first of all! Look at the screen! Speak after me, please!

Christmas	decorate
Presents	cracker
Lights	turkey

Christmas tree  
Pudding  
Celebrate

Santa Claus  
tinsel  
greetings card

Hang the toy.

### 3. Соединить слова.

All right! The next task. Please match the English words with their Russian equivalents.

Christmas	поздравительная открытка
Presents	индюк
Lights	украшать
Christmas tree	Санта Клаус
Pudding	хлопушка
Celebrate	мишура
Decorate	рождественская ёлка
Cracker	праздновать
Turkey	пудинг
Santa Claus	огоньки
Tinsel	подарки
greetings card	Рождество

T: Well done!

Let's hang the second toy.

### 4. Слушание.

Now we are going to listen to the text, you have cards on your desks. Mark the right variant.

[Слушать Rainbow English 6 класс часть 1 бесплатно - аудиоприложения к учебнику \(rosuchebnik.ru\)](http://rosuchebnik.ru) ( аудио 66)

Listening

- The children decided to go to London in\_\_\_\_\_.  
a) Spring b) summer c) autumn d) winter
- They came to London  
a) Sunday b) Monday c) Saturday d) Friday
- In London they stayed\_\_\_\_\_.  
a) At their friends                      c) at a hotel  
b) With their families                  d) at the holiday centre
- On Sunday morning the weather was\_\_\_\_\_.  
a) Cold                                      c) nasty  
b) Good                                      d) bad
- The children \_\_\_\_\_in London.  
a) Went by bus                              c) walked  
b) Went by taxi                              d) went by underground
- On the 25<sup>th</sup> of December they had \_\_\_\_\_for lunch  
a) Meat and vegetables                  c) turkey and apples  
b) Turkey and rice                          d) turkey and vegetables
- The speaker got \_\_\_\_\_ for Christmas.

- a) Postcard
- b) Flags and stars
- c) a toy
- d) a book

Let's check your variants.

**5. Просмотр видео.**

<https://youtu.be/sToPX-bsBmk?si=7WXN87Ema4qIAABf>

I offer you to watch a short video about Christmas activities.

Don't forget to hang toys.

**6. Описание иллюстраций с использованием Present Continuous.**

Describe the pictures. Let's memorise the tense Present Continuous.

Look at the photos and answer the question: **What are they doing?**

Good for you! Go on hanging toys.


**7. Работа с текстом.**

Let's read the text (module 5a). Put the parts of the letter in the right order and fill in the table.


Name	
Food	
Preparations	
Traditions	
Activities	

**8. Найди слово.**


Find as many words as you can.




stocking



Santa Claus




snowman




gift

**Christmas**


J	b	v	s	w	z	s	o	s	a	i	z	g	o	z	n
q	m	h	a	a	h	c	w	i	z	n	u	m	k	q	a
q	z	s	a	s	n	o	w	m	a	n	a	c	c	n	d
i	w	l	b	n	b	t	j	t	d	k	c	i	n	a	m
J	d	j	i	o	e	k	a	c	h	p	o	m	w	g	f
h	a	b	z	i	e	c	n	c	q	g	b	v	w	t	k
p	e	v	n	t	h	y	g	b	l	f	n	s	p	g	v
r	r	c	e	a	i	v	q	j	z	a	z	t	d	o	r
b	b	j	a	r	s	l	q	e	l	u	u	b	u	g	t
y	r	z	r	o	v	t	c	v	a	w	s	m	i	v	
k	e	c	l	c	l	j	o	z	p	o	q	x	r	f	i
n	g	j	z	e	e	p	k	c	q	s	i	v	m	t	g
a	n	k	i	d	e	u	y	b	k	n	l	o	v	z	v
q	i	t	z	u	r	q	m	n	r	i	z	d	r	c	h
f	g	l	l	z	t	g	q	z	a	c	n	t	b	h	w
o	c	e	r	e	i	n	d	e	e	r	i	g	k	c	i



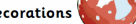
gingerbread




reindeer



tree



decorations



cake

**9. Самостоятельная работа. Чтение текстов.**

As you know the best present is a book.

Now you have cards with texts. Match the titles with the texts. One heading is extra.

1. Jenny Wilson is going to see her little cousin at the end of December. Lizzy is five but she can read a little.
2. George Redcliff is interested in Christmas traditions very much. He would like to know if people celebrate Christmas in December all over the world.
3. William Harrison is going to take part in December school concert. He decided what song to choose.
4. Colin Granger is very much interested in traditions of the East.
5. Clara Morrison loves reading detective stories.
  - a) *Christmas in China and Vietnam* by Tony Hicks.
  - b) *They died (умерли) on Christmas Eve* by Robert Place.
  - c) *Christmas Trip*. A love story by Jenny Hilton.
  - d) *Christmas Comes but Once a Year*. Short stories with a lot of pictures.
  - e) *Christmas in different countries* by Sarah Toast.
  - f) *We wish you a Merry Christmas*. Book of the traditional carols.

### 10. Страноведение.

Let's check your knowledge about British traditions.

#### Christmas Traditions in England

1. People send Christmas ... to greet each other.
  - letters,
  - cards,
  - faxes,
  - presents.
2. They wish "... Christmas and Happy New Year!"
  - Funny,
  - Brilliant,
  - Merry,
  - Busy.
3. Father Christmas "comes" to every house through ...
  - the door,
  - the window,
  - the chimney.
4. Father Christmas arrives from ...
  - the North Pole,
  - Alaska,
  - Russia,
  - Africa.
5. He brings ...
  - a snow girl,
  - snow,
  - a New Year tree,
  - presents.
6. He is wearing ...
  - a rain coat,
  - jeans,
  - a suit,
  - a fur coat.

7. He puts little presents ...

- under children`s beds,
- into children`s shoes,
- into children`s stockings,
- under their pillows.

**III. Итог учебной деятельности. Рефлексия. Домашнее задание.**

Let's sum up your activity at the lesson.

Today I have known (about)...)


... (... was interesting to me)

... (... was difficult for me)



( I did exercises ...)

Reading speaking quiz listening grammar.

Your hometask is to write wish list. Your marks are....



# Christmas



cake



# Christmas



stocking

Santa Claus



snowman

gift



cake



[www.ActivityVillage.co.uk](http://www.ActivityVillage.co.uk) - Keeping Kids Busy

j	b	v	s	w	z	s	o	s	a	i	z	g	o	z	n
q	m	h	a	a	h	c	w	i	z	n	u	m	k	q	a
q	z	s	a	s	n	o	w	m	a	n	a	c	c	n	d
i	w	l	b	n	b	t	j	t	d	k	c	i	n	a	m
j	d	j	i	o	e	k	a	c	h	p	o	m	w	g	f
h	a	b	z	i	e	c	n	c	q	g	b	v	w	t	k
p	e	v	n	t	h	y	g	b	l	f	n	s	p	g	v
r	r	c	e	a	i	v	q	j	z	a	z	t	d	o	r
b	b	j	a	r	s	l	q	x	l	u	b	u	g	t	
y	r	z	r	o	v	t	c	v	n	x	w	s	m	i	v
k	e	c	l	c	l	j	o	z	p	o	q	x	r	f	i
n	g	j	z	e	e	p	k	c	q	s	i	v	m	t	g
a	n	k	i	d	e	u	y	b	k	n	l	o	v	z	v
q	i	t	z	u	r	q	m	n	r	i	z	d	r	c	h
f	g	l	l	z	t	g	z	a	c	n	t	b	h	w	
o	c	e	r	e	i	n	d	e	e	r	i	g	k	c	i

gingerbread



reindeer



tree

decorations

